



welcome

Why is reading so important?

READING TO YOUR CHILD WILL CHANGE THEIR LIFE

You will help to develop your child's literacy & communication skills, as well as to stimulate their brain development.



Did you know...

77%

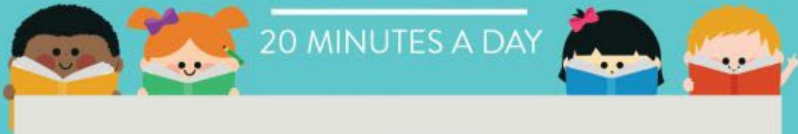
of people with average or higher literacy skills earn a high income. They are more likely to be employed in professional positions.



Reading for pleasure is a better indicator of a child's performance at school than their socio-economic background.

READ

20 MINUTES A DAY



STUDENT A
reads at home



20
min/day

STUDENT B
reads at home



5
min/day

STUDENT C
reads at home



1
min/day

THEY WILL HEAR

1,800,000

282,000

8,000

WORDS PER YEAR

THEY WILL HAVE READ FOR

851

212

42

HOURS BY 6TH GRADE

AND ON STANDARDIZED TESTS,
THEY WILL LIKELY SCORE BETTER THAN

90%



50%

10%

OF THEIR PEERS

Source: <http://readdbq.org/2014/11/19/read-20-minutes-day/>

Reading for 20 minutes a day improves vocabulary, increases success rates in school and leads to better job prospects in the future.



Phonics Challenge Time

flintrak

tilbof

poidag



What is phonics?

Taught in phases

- EYFS- Phases 1-4
- Year 1- Phase 4 and 5

We teach each phoneme one at a time and help the children match a phoneme to a grapheme.

Once they know the first 6 phonemes we teach them to blend these together to make words.

- <https://youtu.be/0dCRWLLNXPo>



A PIP to POT



Written by Dominique Simpson

- Look at the front cover together
- Talk about the title
- Predict what the book might be about. Ask key questions to promote talk.
- Talk about any pictures that you can see and what clues it gives you
- Talk about the author

Before and during reading

1 Say the sounds

g o c k

2 Blend the sounds

Kim	got	pot
can	dig	on
top	tag	pot

3 Read the tricky word

to

Point out the tricky bit of the word (i.e. the 'o' in 'do' sounds /oo/ and the 'ou' in 'out' sounds /ow/) and then blend the rest.



Comprehension

Ask children to read the title and look at the cover. Ask children the following questions:

- Have they ever planted a seed? What happened?

Vocabulary check

Check that children understand the meaning of the word, 'pip'. Can they think of where they might find a pip? Explain that a pip is a seed.

Reading the book

- Listen to children reading the book. Ask them to say the sounds and blend them in order to read words they do not recognise immediately.
- Make sure that children understand what Kim is doing in each photo.
- You could ask children what they think Kim is going to do next before they turn the page.

Blend? Say the sounds, then the word, e.g. K-i-m > Kim!



the inside cover provides helpful tips and prompts.

- Go through the sounds. Pure pronunciation is very important.
- segment and blend the words.
- Recognise the tricky words



2 Kim got a pip.

- Help the children to segment and blend.
- Watch out for tricky words
- Read the sentence back using expression so children can hear fluency
- Take time to talk about the pictures and the plot.

If in doubt...

- **Make 2 comments**
- **Ask a question**

IMPORTANT

Reading books should be carefully matched.

Just because children can read them doesn't mean the book is too easy

Books need to be re-read to build up fluency.



YOUR TURN



Bug Club Online <https://www.activelearnprimary.co.uk/login?c=0>



Hello. Sign in and let the learning begin!

Sign in



Username



awood

Password



.....

Show

School code (Primary schools only)



rawm

[Forgot your username or password?](#)

Sign in

By signing in, you agree to our [Terms of Use](#).